




Printable Valentine's Day Photo Booth Props

Instructions:

Step 1: Print the photo booth template and cut along the lines of the props.

Step 2: Glue the printables to 11.75" lollipop sticks and wait for the props to dry.



Printable Valentine's Day Photo Booth Props

Instructions:

Step 1: Print the photo booth template and cut along the lines of the props.

Step 2: Glue the printables to 11.75" lollipop sticks and wait for the props to dry.

